



EVALUATION SUMMARY REPORT

INTERNATIONAL EVENTS

PROJECT EUROPEAN DECADES





Table of Contents

METHODOLOGY OF THE EVALUATION	3
RESULTS	4
EVALUATION OF THE LOGISTICAL DETAILS:	4
❖ Accessibility of place	4
❖ Timing of the event	5
❖ Registration and orientation of participants	6
❖ Audio visual/Equipment of the hall	7
❖ Food and beverage	8
CONTENT OF THE EVENT:.....	9
❖ The presentation of the content.....	9
❖ Time dedicated to the presentations.....	10
❖ Results on increasing the awareness/knowledge on the discussed item.....	11
GENERAL EVALUATION	13
❖ Combined results of the project events.....	14
CONCLUSIONS.....	16
ANNEXES	17
❖ Annex 1: Detailed statistics per event	17



METHODOLOGY OF THE EVALUATION

The evaluation covers the following international events conducted in the frames of the project European Decades, co-funded by the European Union in the frame of Europe for Citizens Programme:

- *International seminar The 1917 social and political revolutions and the fall of empires – one century later* that took place in Veliko Tarnovo, Bulgaria on November 16th, 2017.
- *Beginning of WWII 1938/1939* which took place between February 26th-28th 2018 in Belgrade, Serbia.
- *International workshop 1968, Protest and civil rights movements*, realized on 10-13 May 2018 in Warsaw, Poland.
- *Round Table Open Debate on the topic “1957 The Treaty of Rome and the beginning of European Economic Community – 60 years later”* on 10-12 September, 2018 in Serres, Greece.
- *International workshop with the topic „The 1989 Democratic Revolutions in Central and Eastern Europe and the Fall of the Berlin Wall“* which took place in Potsdam, Germany from 3rd to 5th of December 2018
- *International Conference 2004, 15 years of EU enlargement into central and Eastern Europe*, conducted between 6th and 8th March 2019 in Madrid, Spain as a closing project event.

The evaluation of the project was conducted by a team of independent exterior for the project and the partner organizations experts based on the good practices for evaluation of the European Union including but not limited to the independence, objectivity and integrity of the evaluation.

The concrete parameters of the evaluation include analyzes and evaluation of effectiveness of the activities and evaluation of the satisfaction of the participants in the project activities.

The main objectives of the surveys are :





-
- To provide empirical material of the satisfaction or lack of such in the project event participants.
 - To outline the specifics in the level of achieved results from the international events conducted in the frames of the project.

All surveys were distributed to the target group after the activities conducted by the team members of the partners in the different countries. The participation in the survey was voluntary and anonymous to assure full objectivity of respondents. All completed questionnaires were coded and the data gathered in order to evaluate the opinion of the participants in the events. A total of 205 people responded to the survey evaluating the events realized in the frames of the project.

RESULTS

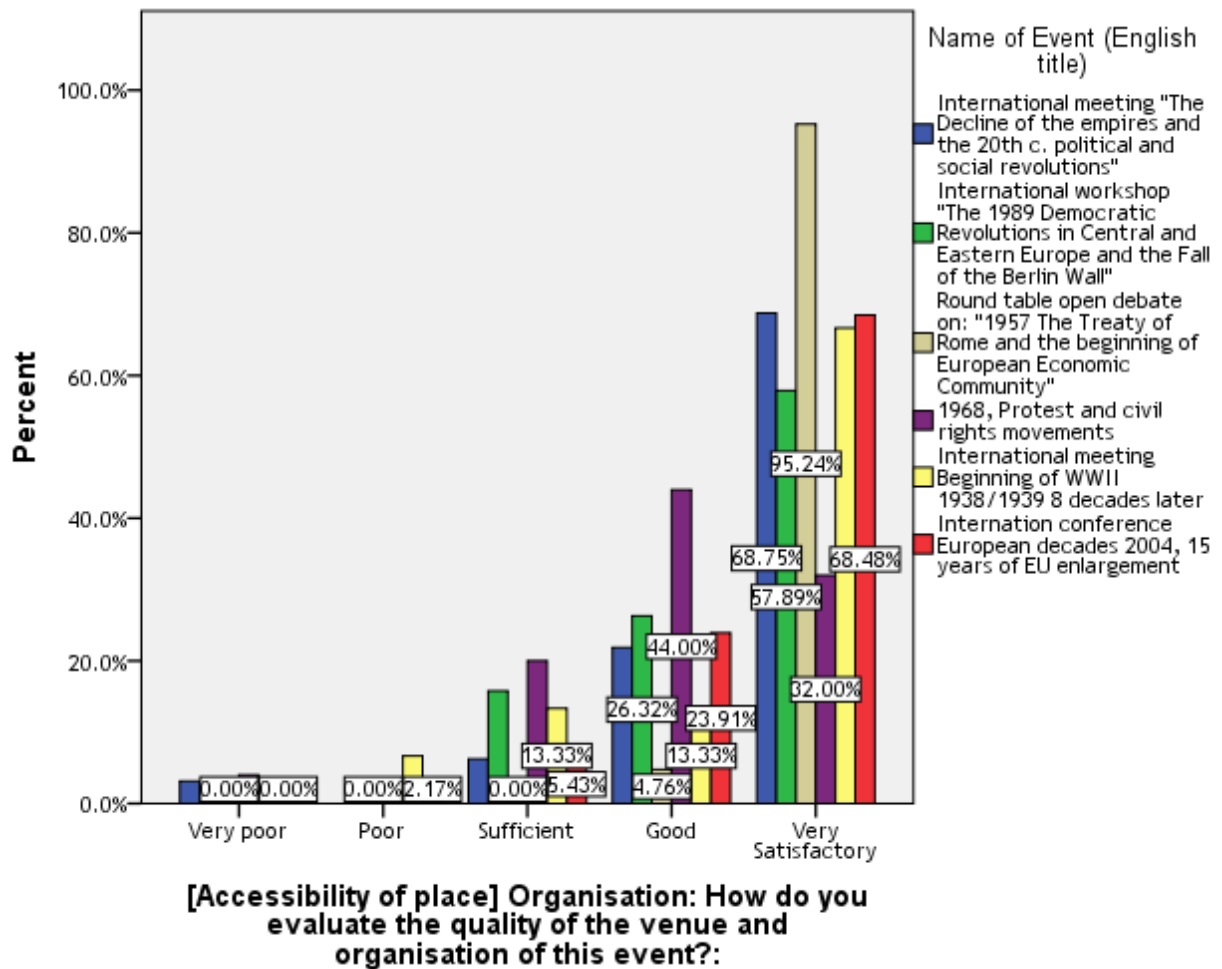
EVALUATION OF THE LOGISTICAL DETAILS:

❖ Accessibility of place

The venue was evaluated as accessible by the majority of the participants in all events of the project. The highest positive evaluation of the accessibility of the place received the Round Table Open Debate on the topic “1957 The Treaty of Rome and the beginning of European Economic Community – 60 years later”, rated as good and very sufficient by all of the participants. Only 2,17% of the participants in Beginning of WWII 1938/1939 gave a negative mark on this trait of the logistics, marking the accessibility of the hall as poor. Based on the results from the feed-back forms that can be seen on Graphic 1 can be concluded that the partners responsible for organizing the events in each country have assured a good accessibility of the halls.



Graphic 1: How do you evaluate the accessibility of the venue and organisation of this event?

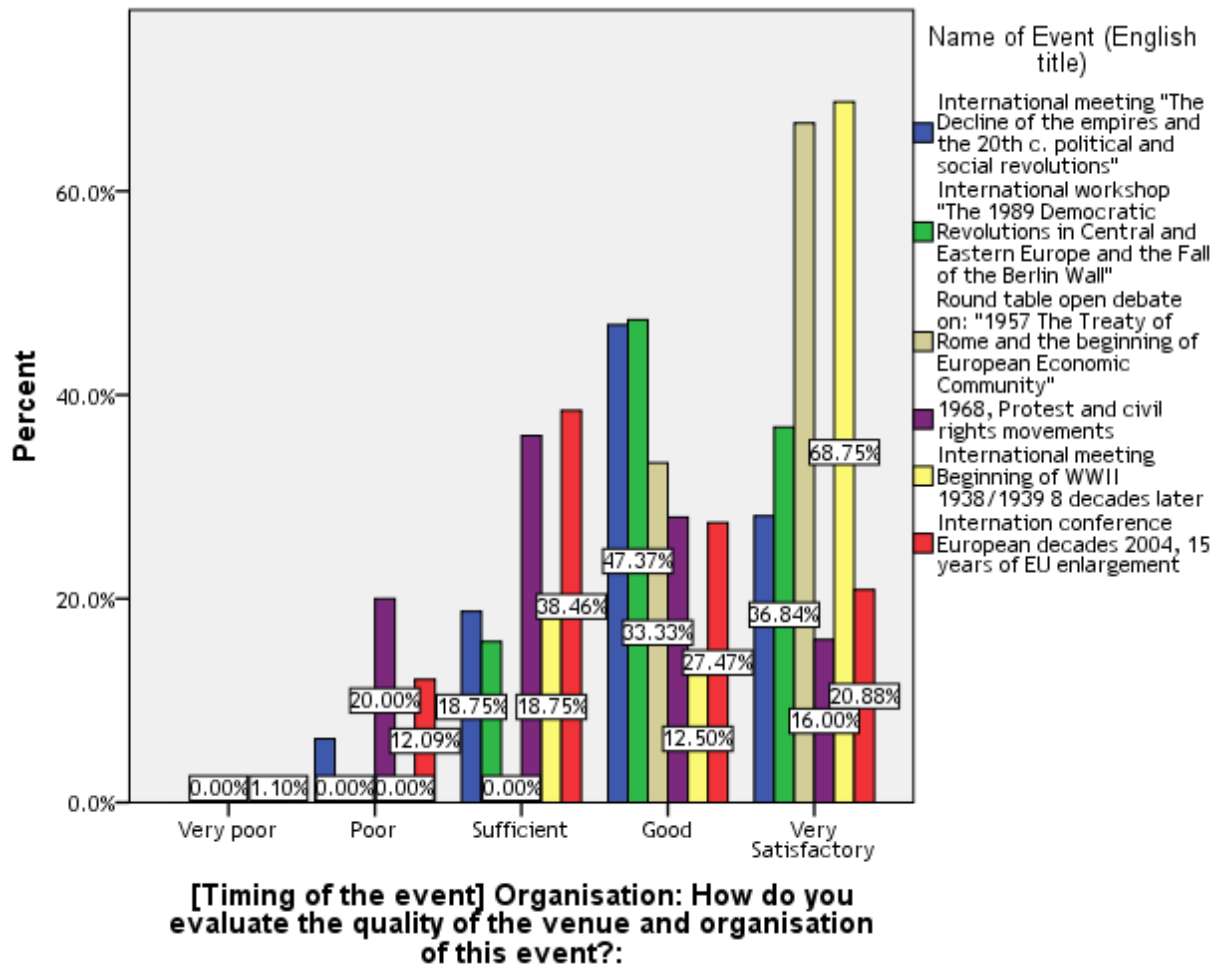


❖ **Timing of the event**

For the majority of the participants in the project events the timing of the event was suitable for the purposes stating this with a positive evaluation of this aspect of the logistical details. Several negative remarks due to the long duration of the presentations were added on the events International seminar The 1917 social and political revolutions and the fall of empires – one century later, International Conference 2004, 15 years of EU enlargement into central and Eastern Europe and International workshop 1968, Protest and civil rights movements.



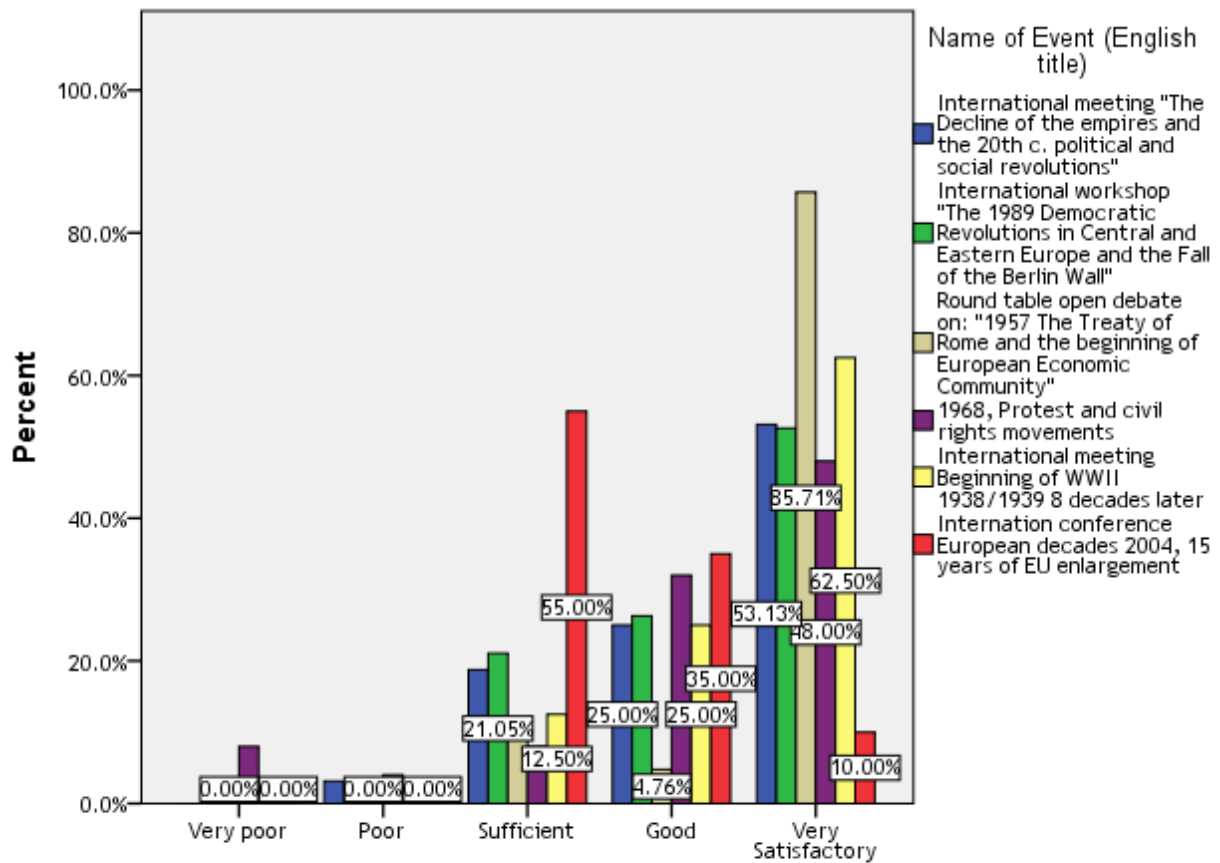
Graphic 2: How do you evaluate the timing of the event?



❖ **Registration and orientation of participants**

Strongly positive is also the evaluation of the registration and orientation of the participants in all of the project events. Several answers evaluating as poor this element of the logistics were received on the International workshop 1968, Protest and civil rights movements. A great part of participants in the International Conference 2004, 15 years of EU enlargement into central and Eastern Europe did not answer this question. Based on the results from the survey, also visible in Graphic 3, can be concluded that all of the events have provided a suitable for the public registration and orientation.

Graphic 3: How do you evaluate the registration and orientation of participants?

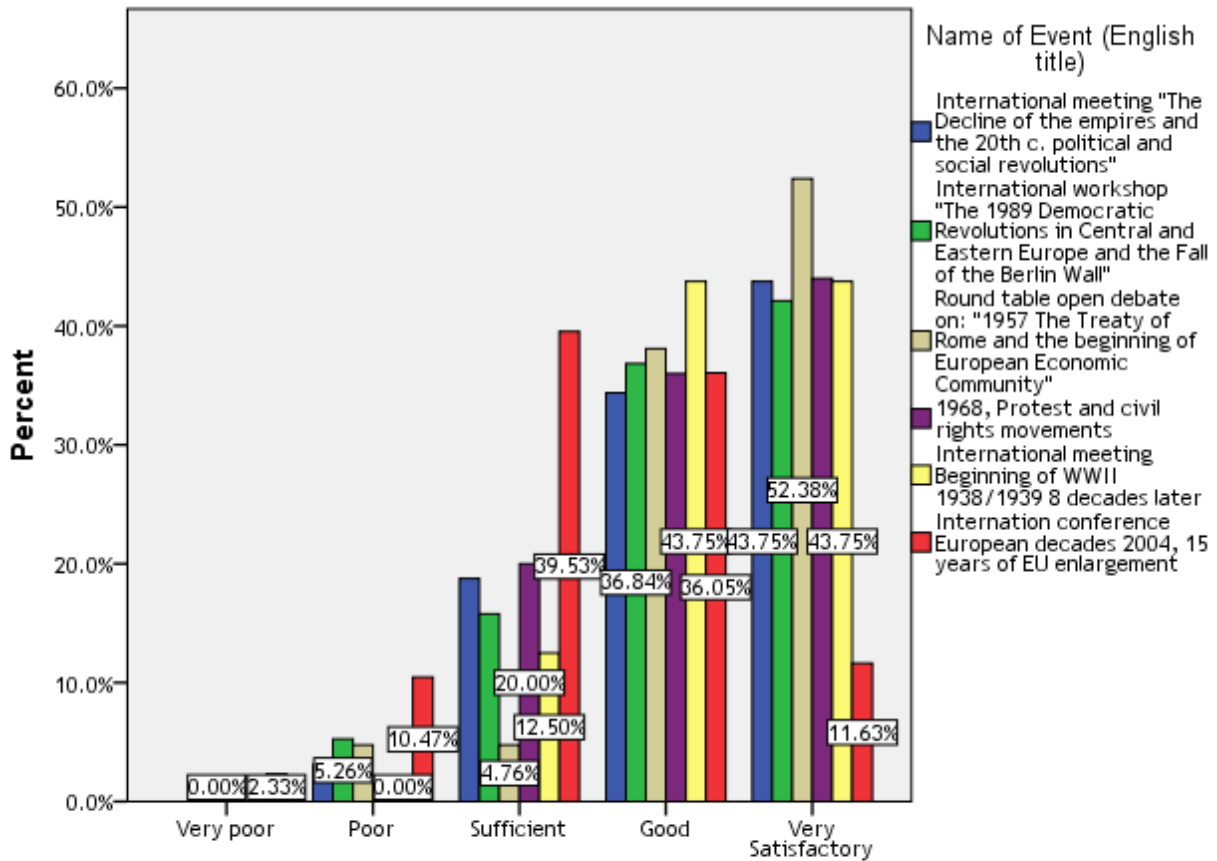


[Registration and orientation of participants]
 Organisation: How do you evaluate the quality of the venue and organisation of this event?:

❖ **Audio/visual equipment of the hall**

Asked to evaluate the audio visual/equipment of the hall the majority of the participants in all events rated them positively. Few unprecise negative remarks were made on all of the events, without a shared concrete reason for the dissatisfaction of the participants. Based on the results can be concluded that the audio/visual equipment of the halls corresponded to the needs of the events and the specifics of the public.

Graphic 4: How do you evaluate the audio visual/equipment of the hall

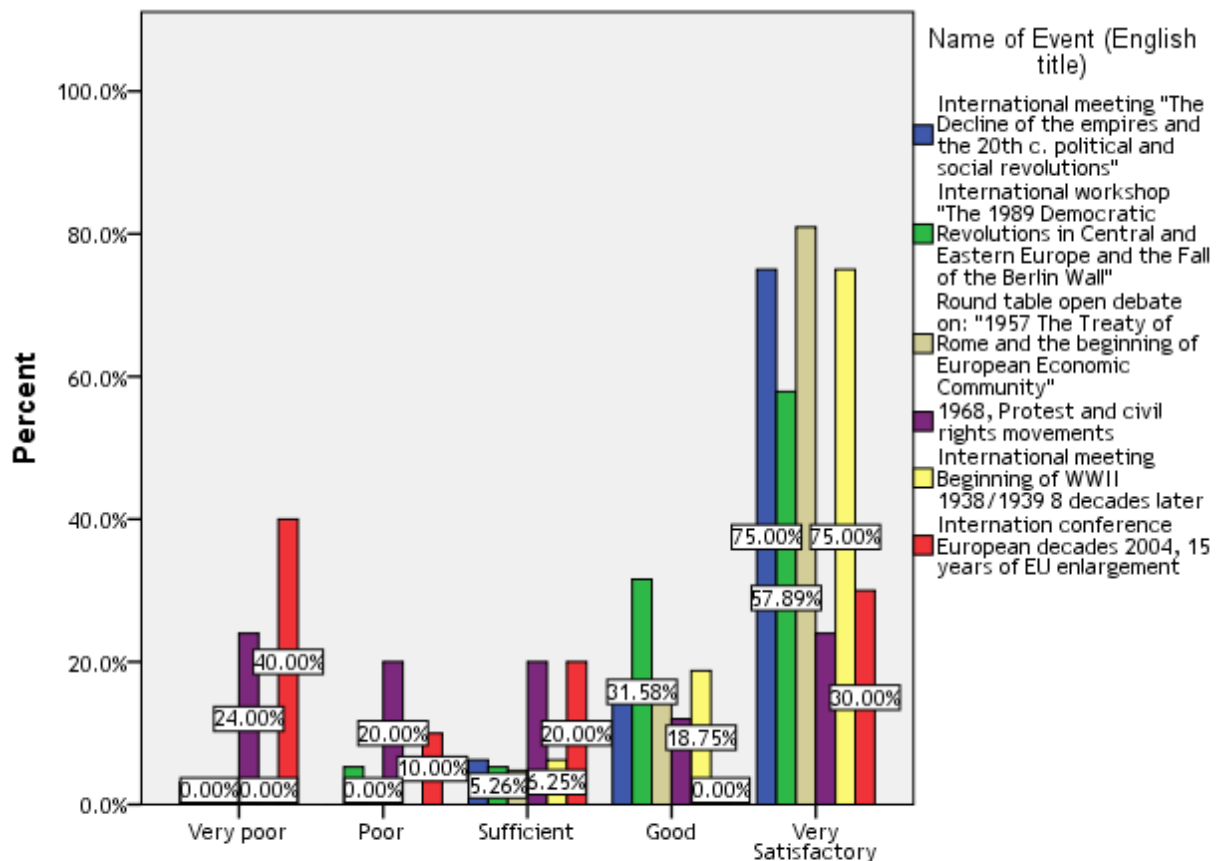


**[Audio visual/Equipment of the hall] Organisation:
How do you evaluate the quality of the venue and organisation of this event?:**

❖ **Food and beverage**

The majority of participants evaluate as very satisfactory the provided food and drinks in most of the project events. Discontent was expressed on the food and beverage provided on the International Conference 2004, 15 years of EU enlargement into central and Eastern Europe and the International workshop 1968, Protest and civil rights movements, mainly due to longitude of the events which resulted in a need of such by the participants. Based on this criteria, the events has in their majority assured sufficient food and beverage to the public of the events.

Graphic 5: How do you evaluate the food and beverage?



[Food and beverage] Organisation: How do you evaluate the quality of the venue and organisation of this event?:

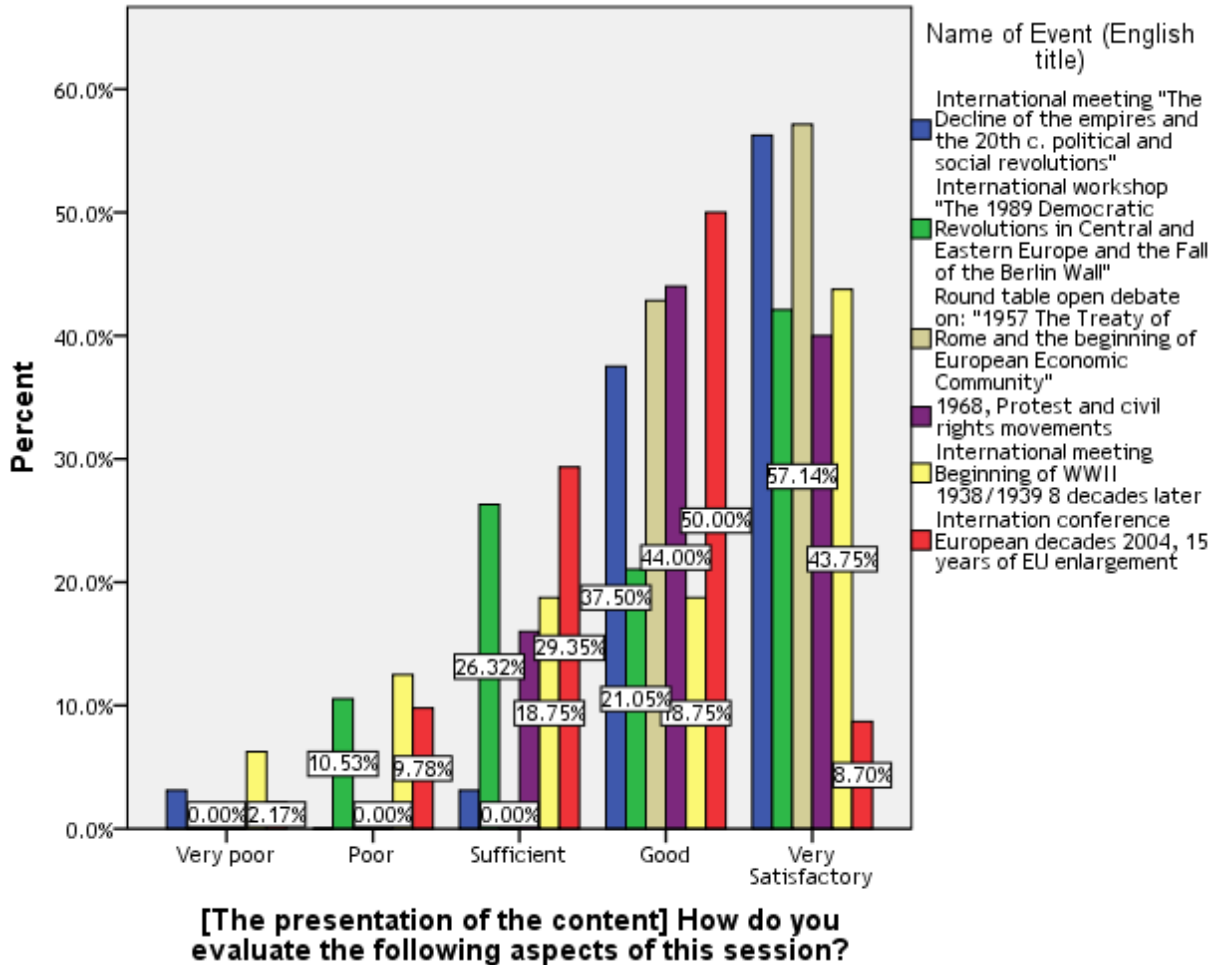
CONTENT OF THE EVENT:

❖ The presentation of the content

The presented content was evaluated positively by most of the participants in the survey. Several negative comments were added on the events Beginning of WWII 1938/1939 8 decades later, International Conference 2004, 15 years of EU enlargement into central and Eastern Europe and International workshop with the topic „The 1989 Democratic Revolutions in Central and Eastern Europe and the Fall of the Berlin Wall“, mainly oriented towards the inclusion of other topics of interest of the participants rather than a critic to the topics

covered in the events. Based on the results can be concluded that all of the events assured an effective presentation of the content.

Graphic 6: How do you evaluate the presentation of the content?

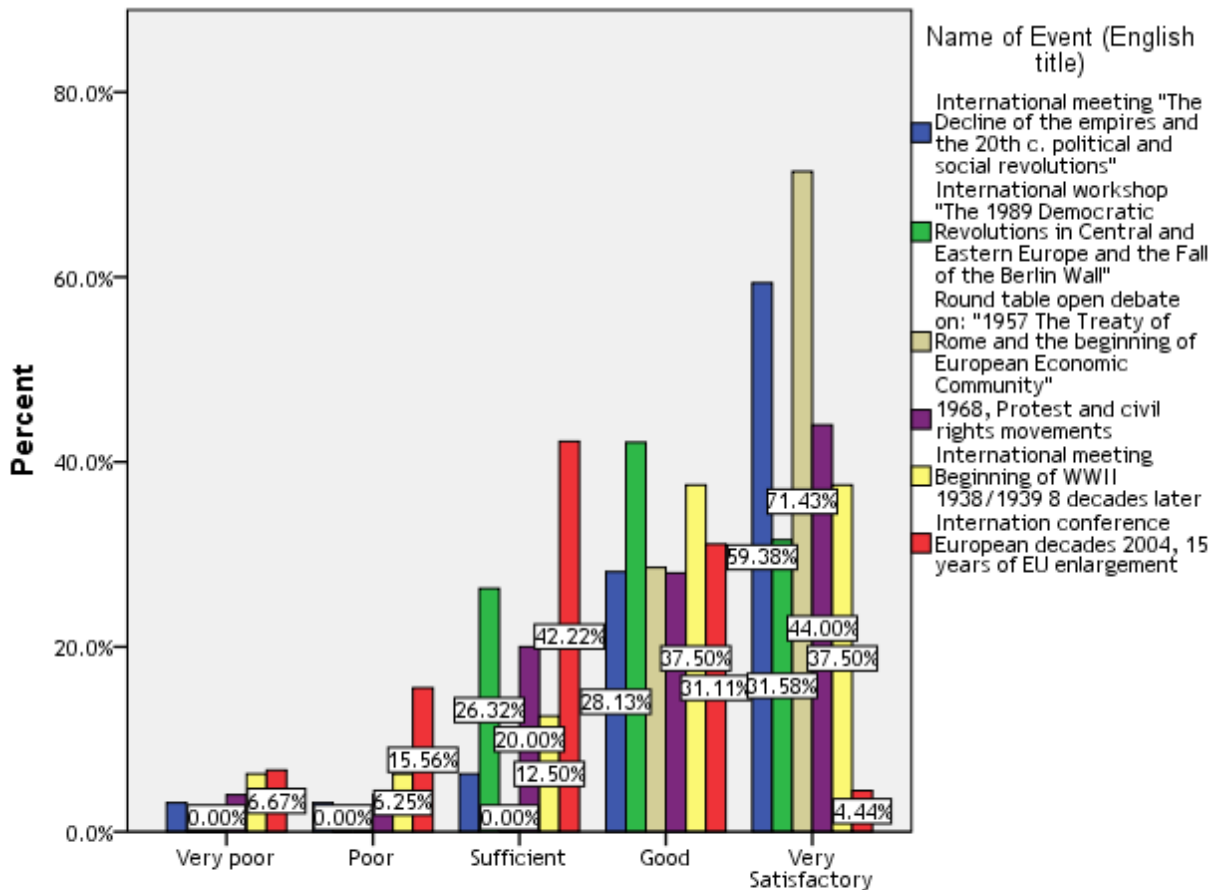


❖ **Time dedicated to the presentations**

In the majority the participants in all events find the time the time dedicated to the presentations suitable for the objectives estimating it as sufficient, good and very satisfactory. The main remarks received are on several of the events being longer than the participants see fit, which lead to some negative evaluations on the International Conference 2004, 15 years of EU enlargement into central and Eastern Europe, Beginning of WWII 1938/1939 8 decades

later and the International workshop 1968, Protest and civil rights movements. As it can be noted on Graphic 7, all events have a positive evaluation on the time dedicated to presentations.

Graphic 7: How do you evaluate the time dedicated to the presentations?



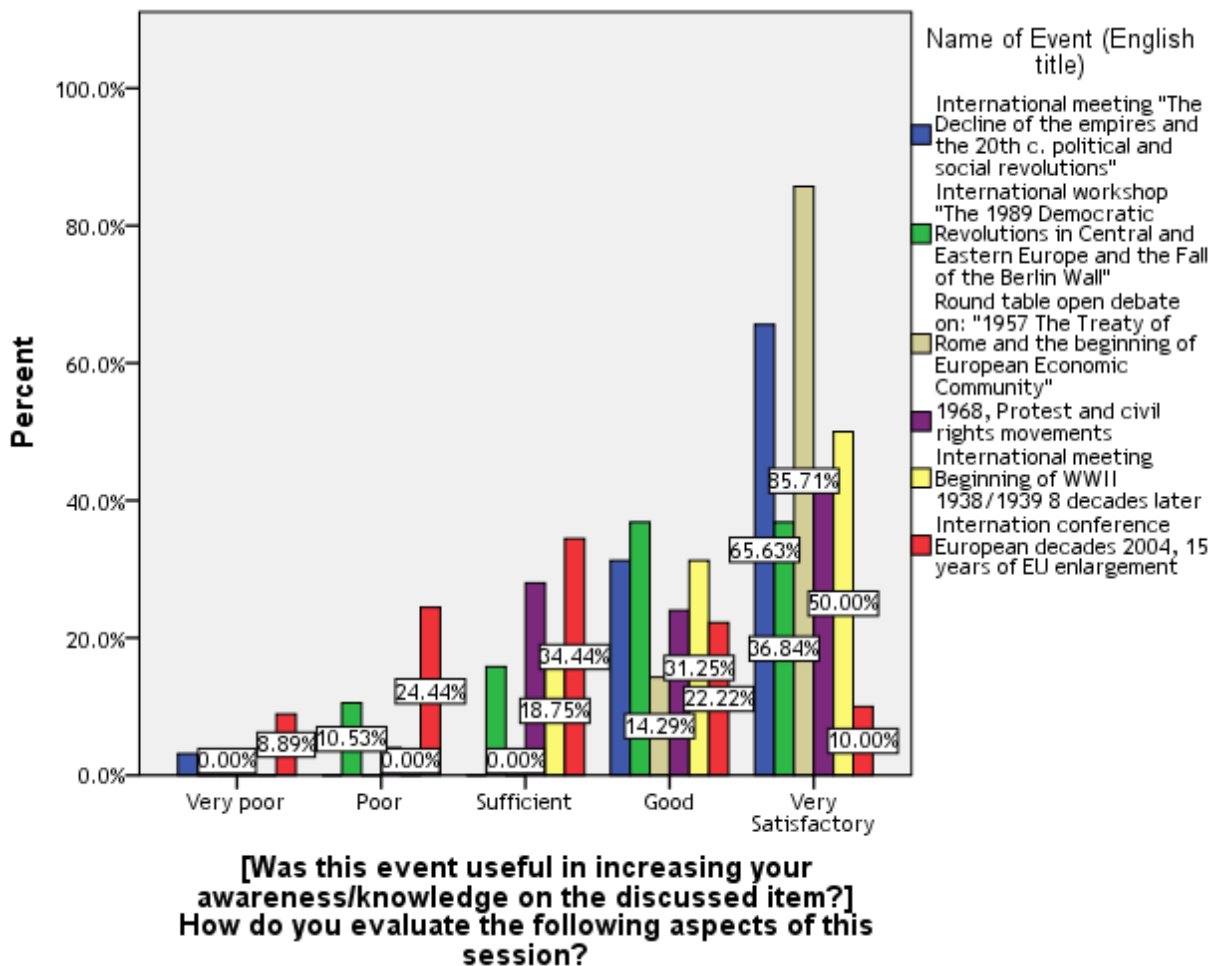
[Time dedicated to the presentations] How do you evaluate the following aspects of this session?

❖ **Results on increasing the awareness/knowledge on the discussed item**

The events have successfully managed to increase the awareness/knowledge on the discussed issues and the level to which it managed to do so is evaluated in the majority as very satisfactory and as good. In this aspect, as in the evaluation of the topics included several remarks were

made on the events International Conference 2004 15 years of EU enlargement into central and Eastern Europe and International workshop with the topic „The 1989 Democratic Revolutions in Central and Eastern Europe and the Fall of the Berlin Wall“, mainly oriented towards the inclusion of other topics of interest of the participants rather than a critic to the topics covered in the events.

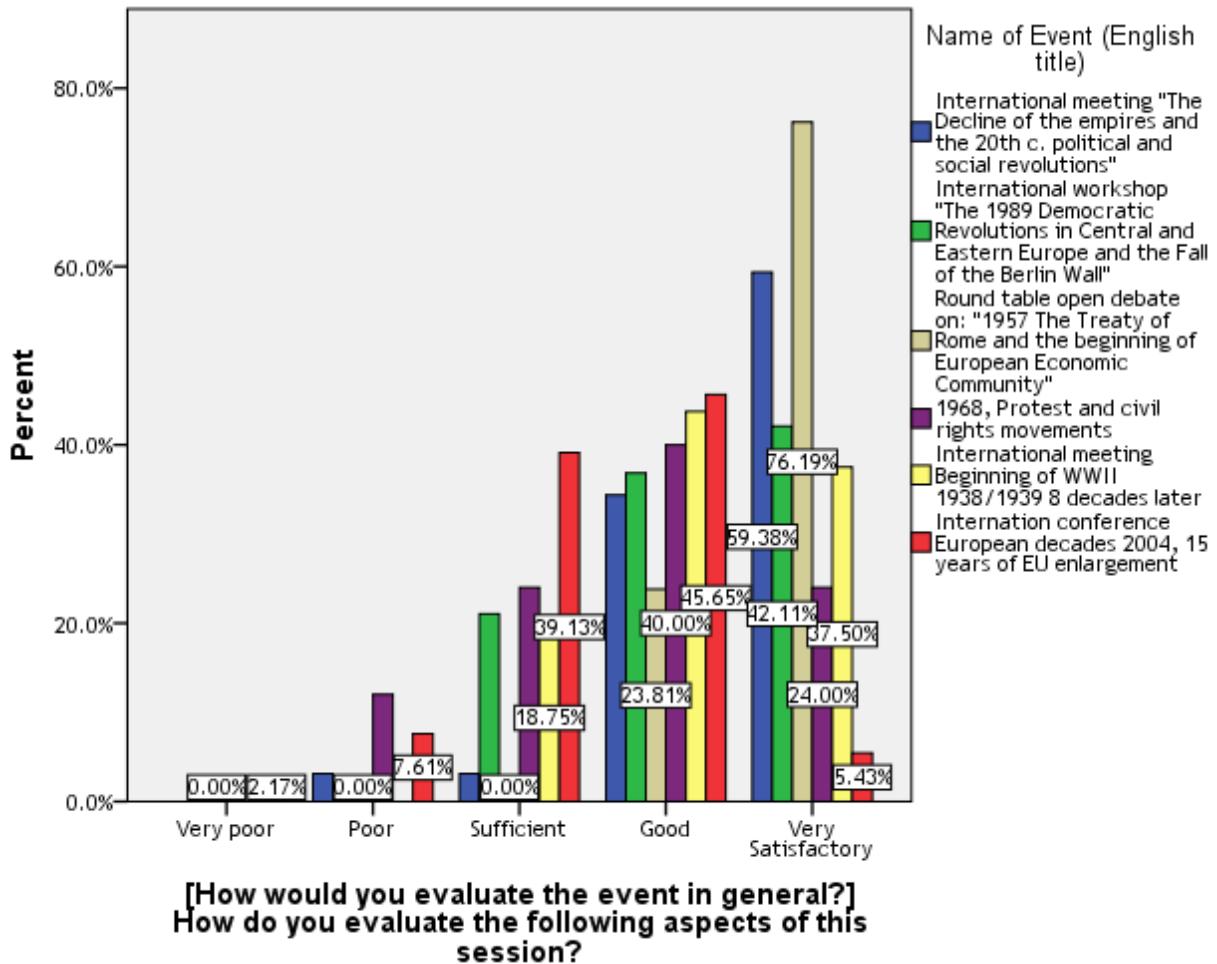
Graphic 8: Was this event useful in increasing your awareness/knowledge on the discussed item?



GENERAL EVALUATION

The events of the project have a strongly positive evaluation by all participants in the survey with a predominant rating as very satisfactory and good. People state to be satisfied with the events in all their aspects and the organization provided. The highest positive general evaluation was given to the Round Table Open Debate on the topic “1957 The Treaty of Rome and the beginning of European Economic Community – 60 years later” and the lowest to the International Conference 2004, 15 years of EU enlargement into central and Eastern Europe.

Graphic 9: How would you evaluate the event in general?





The International seminar The 1917 social and political revolutions and the fall of empires – one century later was generally evaluate by 59.4% as Very satisfactory, good by 34.4%, 3.1% declared it as Sufficient and 3.1% as Poor

The International workshop Beginning of WWII 1938/1939 was pronounced generally Very satisfactory by 37.5%, good by 43.8% and Sufficient by 18.8% of the participants.

The International workshop 1968, Protest and civil rights movements's general evaluation was very satisfactory by 24%, 40% of participants rated it as good, 24% as Sufficient and 12% as Poor.

The Round Table Open Debate on the topic “1957 The Treaty of Rome and the beginning of European Economic Community – 60 years later” was rated as Very satisfactory by the majority of its participants (76.2%) and Good by 23.8% of them.

The International workshop with the topic „The 1989 Democratic Revolutions in Central and Eastern Europe and the Fall of the Berlin Wall“ was evaluated as Very satisfactory by 42.1%, 36.8% marked it as Good and 21.1% as Sufficient.

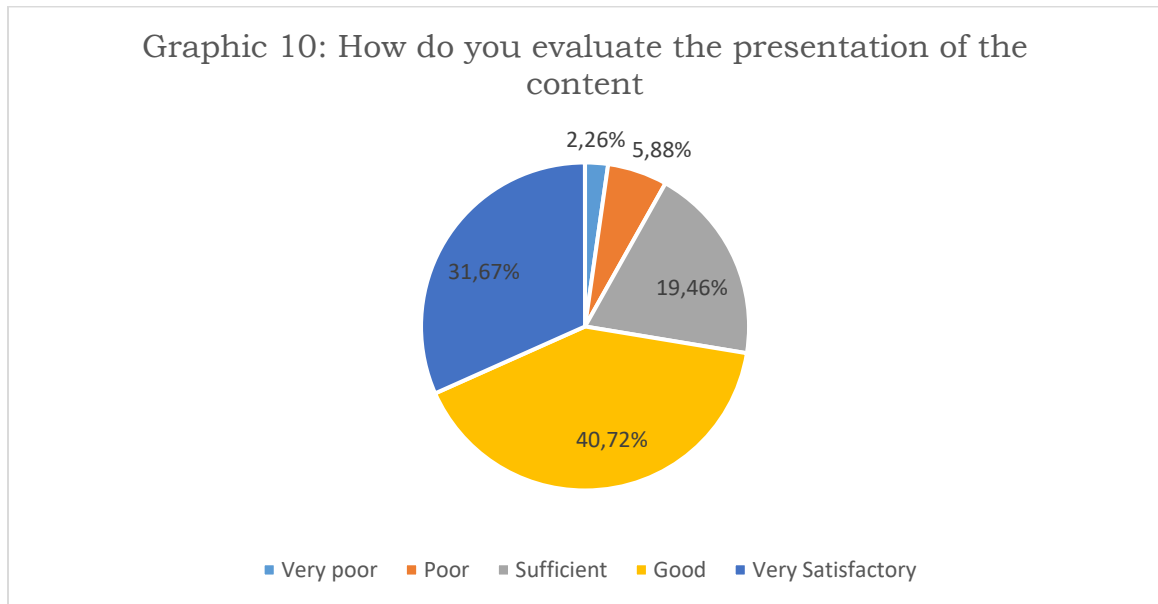
The International Conference 2004, 15 years of EU enlargement into central and Eastern Europe was estimated as Very satisfactory by 5.4%. According to 45.7% of the participants the event was Good, to 39.1% it was Sufficient, to 7.6% Poor and to 2.2% - Very poor.

❖ Summarized results of the project events

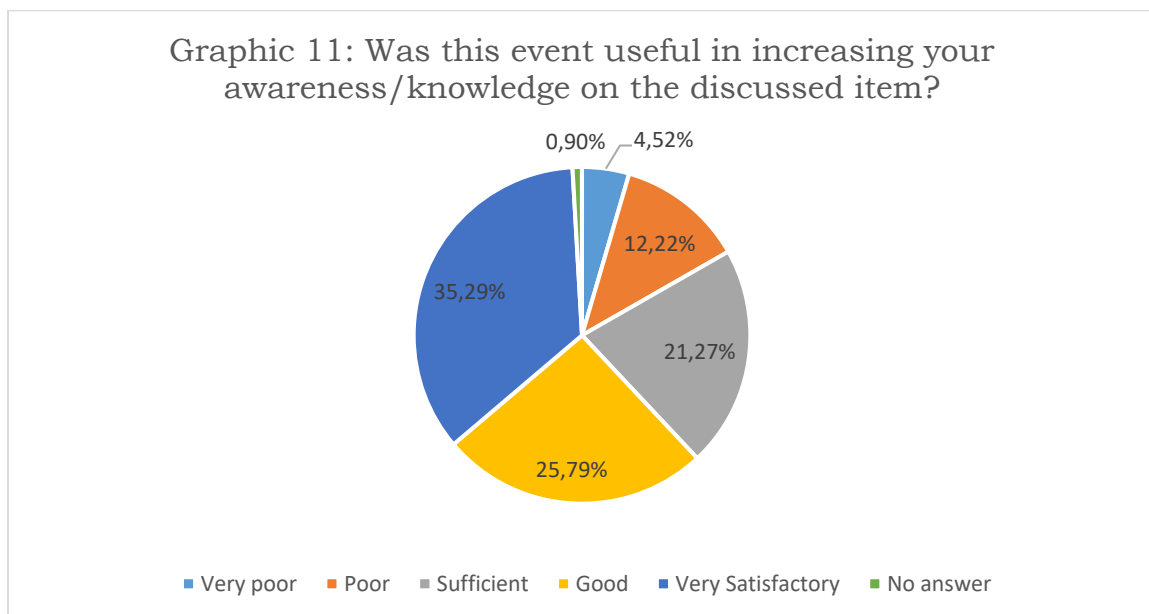
The majority of the participants have given a positive assessment of the presentation of the contents during the events in the frames of the project. 31.67% of all participants are very satisfied will the presentations and 40.72% find it as good. 19.46% state it was sufficient. Only 8% of participants express



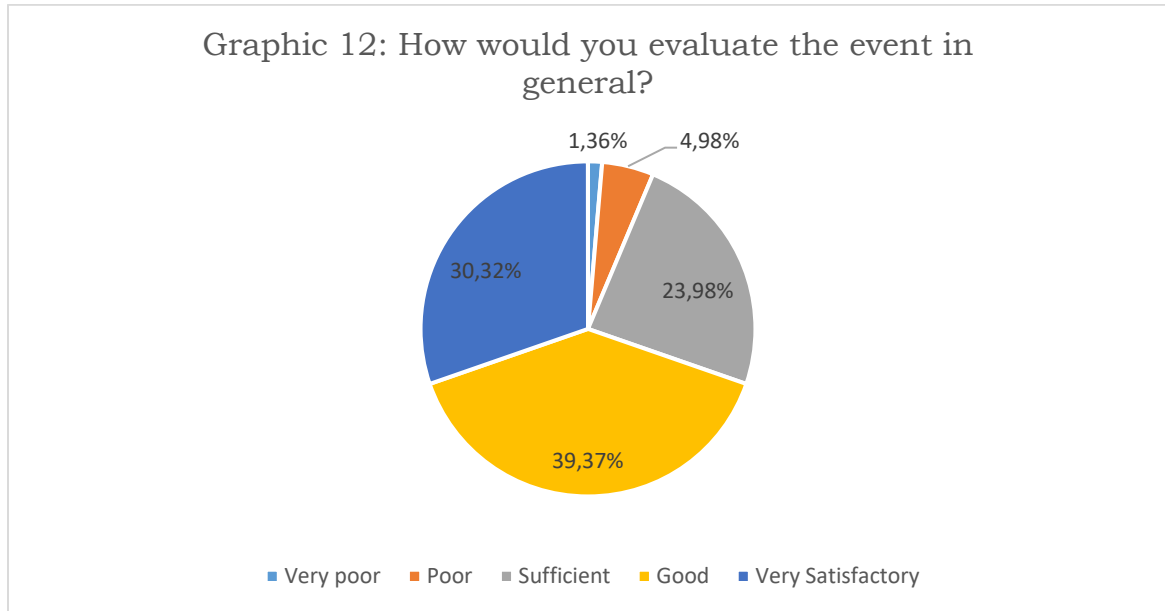
a negative evaluation of the presentation (5.88% as poor and 2.26% as very poor).



35.29% of the participants in the project events consider that the event that they took part in was very useful in increasing their awareness/knowledge on the discussed item. 25.79% defined the level of usefulness as good and 21.27% as sufficient. 12.22% considered is as poor and 4.52% as very poor.



The majority of the participants in the project events evaluate as positive the events in general. 30.32% state them as very satisfactory, 39.37% as good and 23.98% as sufficient. Only 6,34% state the events were poor (4.98%) or very poor (1.36%), based on the added comments and the remarks mainly due to unsuitable according to the participants timing of the event or the desire of a different topics or activities to be included in the discussions.



CONCLUSIONS

People state to be generally satisfied with the events in all their aspects and the organization provided. Based on the answers provided the events have successfully managed to increase the awareness/knowledge on the discussed issues. According to the results, all logistical details corresponded to the needs of the participants and the specifics of the topics.

ANNEXES

❖ Annex 1: Detailed statistics per event

		Name of Event (English title)					
		International meeting "The Decline of the empires and the 20th c. political and social revolutions"	International workshop "The 1989 Democratic Revolutions in Central and Eastern Europe and the Fall of the Berlin Wall"	Round table open debate on: "1957 The Treaty of Rome and the beginning of European Economic Community"	1968, Protest and civil rights movements	International meeting Beginning of WWII 1938/1939 8 decades later	International conference European decades 2004, 15 years of EU enlargement
		Column N %	Column N %	Column N %	Column N %	Column N %	Column N %
[Accessibility of place] Organisation: How do you evaluate the quality of the venue and organisation of this event?:		0.0%	0.0%	0.0%	0.0%	6.2%	0.0%
	Very poor	3.1%	0.0%	0.0%	4.0%	0.0%	0.0%
	Poor	0.0%	0.0%	0.0%	0.0%	6.2%	2.2%
	Sufficient	6.2%	15.8%	0.0%	20.0%	12.5%	5.4%
	Good	21.9%	26.3%	4.8%	44.0%	12.5%	23.9%
	Very Satisfactory	68.8%	57.9%	95.2%	32.0%	62.5%	68.5%
[Timing of the event] Organisation: How do you evaluate the quality of the venue and organisation of this event?:		0.0%	0.0%	0.0%	0.0%	0.0%	1.1%
	Very poor	0.0%	0.0%	0.0%	0.0%	0.0%	1.1%
	Poor	6.2%	0.0%	0.0%	20.0%	0.0%	12.0%
	Sufficient	18.8%	15.8%	0.0%	36.0%	18.8%	38.0%
	Good	46.9%	47.4%	33.3%	28.0%	12.5%	27.2%
	Very Satisfactory	28.1%	36.8%	66.7%	16.0%	68.8%	20.7%
[Registration and orientation of participants] Organisation: How		0.0%	0.0%	0.0%	0.0%	0.0%	78.3%
	Very poor	0.0%	0.0%	0.0%	8.0%	0.0%	0.0%
	Poor	3.1%	0.0%	0.0%	4.0%	0.0%	0.0%
	Sufficient	18.8%	21.1%	9.5%	8.0%	12.5%	12.0%





do you evaluate the quality of the venue and organisation of this event?:	Good	25.0%	26.3%	4.8%	32.0%	25.0%	7.6%
	Very Satisfactor y	53.1%	52.6%	85.7%	48.0%	62.5%	2.2%
[Audio visual/Equipment of the hall]		0.0%	0.0%	0.0%	0.0%	0.0%	6.5%
	Very poor	0.0%	0.0%	0.0%	0.0%	0.0%	2.2%
	Poor	3.1%	5.3%	4.8%	0.0%	0.0%	9.8%
Organisation: How do you evaluate the quality of the venue and organisation of this event?:	Sufficient	18.8%	15.8%	4.8%	20.0%	12.5%	37.0%
	Good	34.4%	36.8%	38.1%	36.0%	43.8%	33.7%
	Very Satisfactor y	43.8%	42.1%	52.4%	44.0%	43.8%	10.9%
		0.0%	0.0%	0.0%	0.0%	0.0%	89.1%
[Food and beverage] Organisation: How do you evaluate the quality of the venue and organisation of this event?:	Very poor	3.1%	0.0%	0.0%	24.0%	0.0%	4.3%
	Poor	0.0%	5.3%	0.0%	20.0%	0.0%	1.1%
	Sufficient	6.2%	5.3%	4.8%	20.0%	6.2%	2.2%
	Good	15.6%	31.6%	14.3%	12.0%	18.8%	0.0%
	Very Satisfactor y	75.0%	57.9%	81.0%	24.0%	75.0%	3.3%
[The presentation of the content] How do you evaluate the following aspects of this session?	Very poor	3.1%	0.0%	0.0%	0.0%	6.2%	2.2%
	Poor	0.0%	10.5%	0.0%	0.0%	12.5%	9.8%
	Sufficient	3.1%	26.3%	0.0%	16.0%	18.8%	29.3%
	Good	37.5%	21.1%	42.9%	44.0%	18.8%	50.0%
	Very Satisfactor y	56.2%	42.1%	57.1%	40.0%	43.8%	8.7%
[Time dedicated to the presentations] How do you evaluate the following aspects of this session?		0.0%	0.0%	0.0%	0.0%	0.0%	2.2%
	Very poor	3.1%	0.0%	0.0%	4.0%	6.2%	6.5%
	Poor	3.1%	0.0%	0.0%	4.0%	6.2%	15.2%
	Sufficient	6.2%	26.3%	0.0%	20.0%	12.5%	41.3%
	Good	28.1%	42.1%	28.6%	28.0%	37.5%	30.4%
	Very Satisfactor y	59.4%	31.6%	71.4%	44.0%	37.5%	4.3%
[Was this event useful in increasing your		0.0%	0.0%	0.0%	0.0%	0.0%	2.2%
	Very poor	3.1%	0.0%	0.0%	0.0%	0.0%	8.7%
	Poor	0.0%	10.5%	0.0%	4.0%	0.0%	23.9%





awareness/knowledge on the discussed item?] How do you evaluate the following aspects of this session?	Sufficient	0.0%	15.8%	0.0%	28.0%	18.8%	33.7%
	Good	31.2%	36.8%	14.3%	24.0%	31.2%	21.7%
	Very Satisfactor y	65.6%	36.8%	85.7%	44.0%	50.0%	9.8%
[How would you evaluate the event in general?] How do you evaluate the following aspects of this session?	Very poor	0.0%	0.0%	0.0%	0.0%	0.0%	2.2%
	Poor	3.1%	0.0%	0.0%	12.0%	0.0%	7.6%
	Sufficient	3.1%	21.1%	0.0%	24.0%	18.8%	39.1%
	Good	34.4%	36.8%	23.8%	40.0%	43.8%	45.7%
	Very Satisfactor y	59.4%	42.1%	76.2%	24.0%	37.5%	5.4%

